

# Analysing Challenges of Producing Bio-LNG and building the infra for it

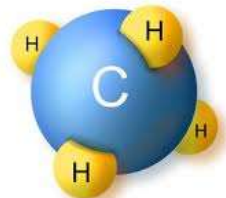
Peter van der Gaag

[www.hollandinnovationteam.nl](http://www.hollandinnovationteam.nl)



# Content of the presentation

- Introduction :LNG and bio-LNG
- Standard and premium quality: oil companies policy
- Bio-LNG can be used to combat methane slip and improving methane number
- Comparing small scale LNG and bio-LNG with other fuels: advantages and disadvantages
- How much bio-LNG is there? What would be the price? What are the outlooks for small and large LNG and can fit bio-LNG in there?
- Why is blending of bio-LNG not obliged to for fill RED?
- The advantages of bio-LCNG fuelling stations
- Holland Innovation Team and Chive Fuels are setting up the bio-LNG chain : Anglo Dutch liquid methane and current projects
- Conclusions and recommendations



# LNG accepted worldwide

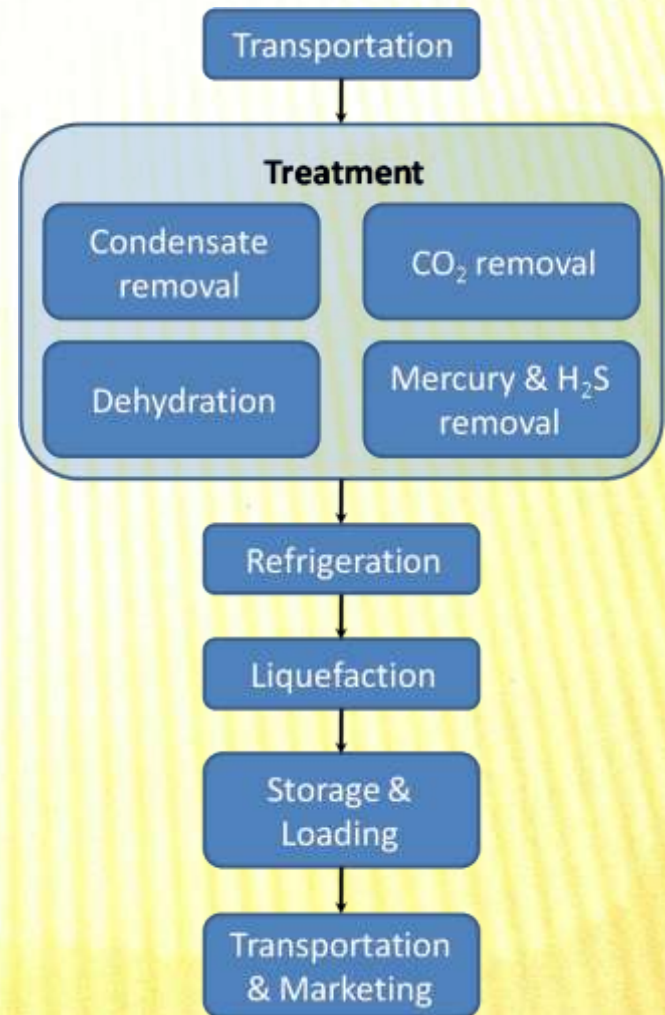
LNG, liquid natural gas, consists for the largest part of methane, which is liquid at a temperature of minus 162 degrees Celsius.

LNG is made from natural gas all over the world. All CO<sub>2</sub>, H<sub>2</sub>S, particles, mercury have to be removed. Water freezes out.

Depending on the source, the composition of LNG still varies. Methane content is between 80% and 99.9%.

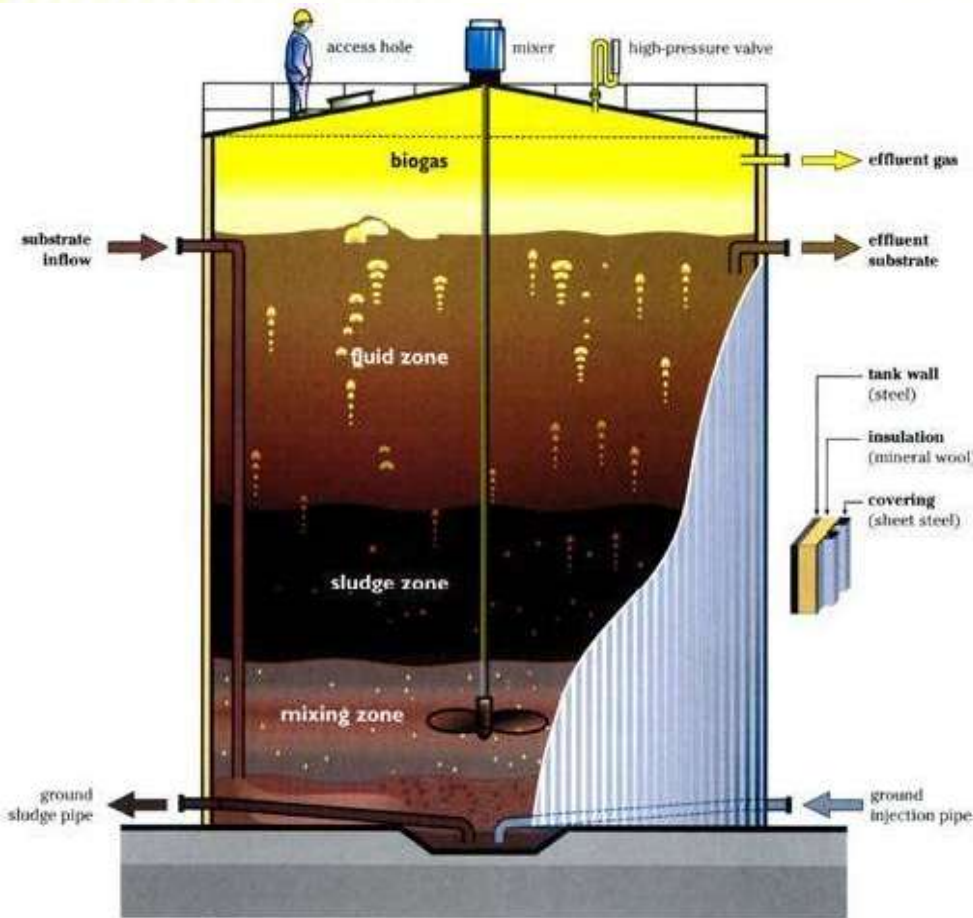
Essentially we consider two types of LNG:

- **Rich LNG** contains a relative large quantity of heavy hydrocarbons
- **Lean LNG** contains few (no) heavy hydrocarbons.





# The lesser known Bio-LNG: what is it?



Bio-LNG is produced from biogas. Biogas is produced by anaerobic digestion.

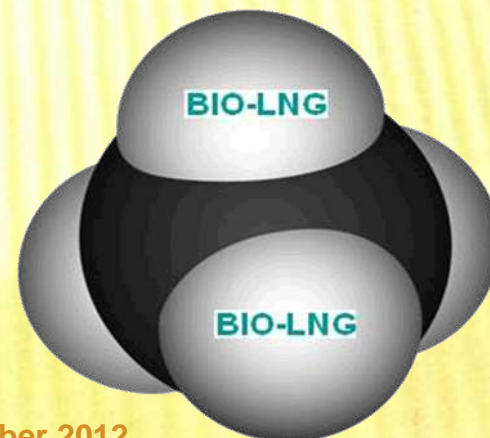
All organic waste can rot and can produce biogas, the bacteria do the work. Therefore biogas is the cheapest and cleanest biofuel without competition with food or land use.

Bio-LNG (LBM) = liquid bio-methane. For the first time there is a biofuel which has always a better quality than its fossil counterpart LNG, so:

**besides fossil LNG there is the premium Bio-LNG**

# Advantages of bio-LNG versus fossil LNG

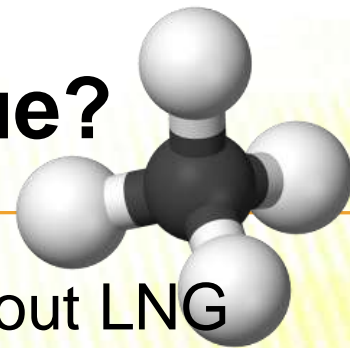
- ✗ Bio-LNG is of better quality than fossil LNG. This is the first time that a bio fuel is better than its fossil counterpart
- ✗ While bio-LNG can be used without blending, it can also be used to improve the quality of fossil LNG
- ✗ Bio-LNG can replace 20% of our fossil transportation fuels by 2020 in inland navigation, heavy duty trucks and cold ironing in ports
- ✗ Bio-LNG can be used to produce bio-CNG for private cars with minor additional costs (this also combats boil off at the fuelling stations)
- ✗ Bio-LNG emits negligible NO<sub>x</sub> or PM when burnt
- ✗ Bio-LNG has a much lower carbon footprint than other fossil fuels or bio fuels: Bio-LNG can even be carbon negative
- ✗ Bio-LNG is cheapest bio fuel per energy unit







# What about the LNG quality issue?



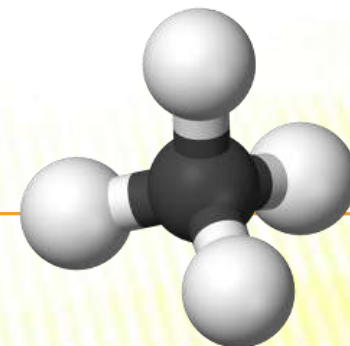
Holland Innovation Team wrote a position paper about LNG quality after consultation of experts and gas engine manufactures. <http://tinyurl.com/biolngpp>

There are engines which can run on almost anything but this will temper the achievements (especially of next generation high performing gas engines. Many heavy LNG qualities will not be good enough for direct use in engines, so should be improved at the terminal site. Prominent institutions like OEM and IAEA want standardization of LNG quality

**Bio-LNG will always full fill minimum demands and will improve LNG quality, so future bio-LNG producers are happy with worldwide LNG developments**



# We can use the strategy of the majors to promote bio-LNG



Only recently the CEO of Shell Netherlands BV (Mr Dick Benschop):

GTL is a premium fuel according to our standards. Therefore GTL can cost more than normal diesel because it is cleaner and it cost more money to produce!!!!

SO why not paying more for cleaner bio-LNG from European soil than for fossil LNG from far away with lower quality!





# Well to wheel CO2 emissions : After Air-LNG

FUEL COMBUSTION "from-tank-to-wheel"		Diesel/Kero.	Gasoline	LNG	Bio-LNG	bio-diesel	Hy.BTL	FT.BTL	bio-ethanol
Fuel Density	kg/lt	0,81 100%	0,72 89%	0,45 56%	0,43 53%	0,88 109%	0,78 96%	0,78 96%	0,78 96%
Fuel LHV	MJ/kg fuel	43,0 100%	44,0 102%	49,00 114%	50,0 116%	37,5 87%	43,2 100%	43,2 100%	27,0 63%
	MJ/lt fuel	34,8 100%	31,7 91%	22,1 63%	21,5 62%	33,0 95%	33,7 97%	33,7 97%	21,1 60%
	kwh(th)/kg fuel	11,9 100%	12,2 102%	13,6 114%	13,9 116%	10,4 87%	12,0 100%	12,0 100%	7,5 63%
CO2 Emissions	kgCO2/kg-fuel	3,18 100%	3,11 98%	2,75 86%	2,75 86%	2,73 86%	3,12 98%	3,12 98%	1,91 60%
	grCO2/MJ	74 100%	71 96%	56 78%	55 74%	73 98%	72 98%	72 98%	71 96%
Engine type	technology	diesel	Otto	diesel DF	diesel DF	diesel	diesel	diesel	Otto
	performance	42% 100%	32% 76%	42% 100%	42% 100%	42% 100%	42% 100%	42% 100%	32% 76%
Fuel Consumpt.	gr Fuel/kwh(mech)	199 100%	256 128%	175 88%	171 86%	229 114%	196 100%	196 100%	437 219%
CO2 Emissions	gr CO2/kwh(mech)	634 100%	795 125%	481 76%	471 74%	624 98%	619 98%	619 98%	797 126%
FUEL - PREPARATION "from-field-to-tank"		Diesel/Kero.	Gasoline	LNG	bio-LNG	bio-diesel	Hy.BTL	FT.BTL	bio-ethanol
Energy	field extraction %	3,00% 100%	3,00% 100%	2,50% 83%	7,38% 245%	25,20% 840%	22,07% 736%	6,25% 208%	20,00% 667%
consumption	ship/transports %	1,50% 100%	1,50% 100%	4,50% 300%	13,50% 900%	19,98% 1332%	17,50% 1167%	9,38% 625%	15,00% 1000%
(% of specific energy process energy of fuel)	production energy %	10,00% 100%	10,00% 100%	30,00% 300%	22,00% 220%	15,00% 150%	18,00% 180%	38,00% 380%	30,00% 300%
	distribution %	0,50% 100%	0,50% 100%	1,00% 200%	0,98% 196%	0,51% 102%	0,50% 100%	0,50% 100%	0,75% 150%
TOTAL ENERGY RECOVERY	%	85,0% 100%	85,0% 100%	82,0% 96%	56,0% 66%	39,3% 46%	43,9% 51%	46,9% 55%	34,3% 40%
USED ENERGY	MJ/kg fuel	6,5 100%	6,6 102%	8,8 135%	22,0 340%	22,8 351%	25,1 386%	23,4 360%	17,8 274%
NET ENERGY	MJ/kg fuel	36,6 100%	37,4 102%	40,2 110%	28,0 77%	14,7 40%	16,1 44%	19,3 53%	9,2 25%
CO2 emissions for fuel preparation									
energy consumption	kgCO2/kg-fuel	0,48 100%	0,47 98%	0,50 104%	1,21 252%	1,66 346%	1,81 375%	1,69 349%	1,26 260%
chemical process	kgCO2/kg-fuel	0,00	0,00	0,00	2,75 575%	0,00	0,55 110%	3,14 628%	0,96 192%
combustion process	kgCO2/kg-fuel	3,18 100%	3,11 98%	2,75 86%	2,75 86%	2,73 86%	3,12 98%	3,12 98%	1,91 60%
TOTAL PREPARATION+COMBUSTION "from-field-to-wheel"		Diesel/Kero.	Gasoline	LNG	bio-LNG	bio-diesel	Hy.BTL	FT.BTL	bio-ethanol
CO2 Emissions	kgCO2/kg-fuel	3,66 100%	3,58 98%	3,25 89%	6,71 183%	4,39 119%	5,48 149%	7,95 217%	4,13 113%
CO2 Emissions	grCO2/NET-kwh(mech)	858 100%	1.076 125%	692 81%	2.056 240%	2.582 301%	2.993 348%	3.438 401%	5.021 585%
CO2 CAPTURE & RECYCLE /STORE "from-air-to-field"		Diesel/Kero.	Gasoline	LNG	bio-LNG	bio-diesel	Hy.BTL	FT.BTL	bio-ethanol
Energy Crop	type				any crop	rapeseed	rapeseed	dry crop	wheat
specific acreage	m2/kg fuel	-	-	-	2,9	10,0	8,8	3,1	5,0
	m2/kwh(mech)	-	-	-	0,5	2,3	2,0	0,6	2,1
CO2 capture ability	gr CO2/m2 of crop	-	-	-	4.200	1.000	876	4.200	2.000
CO2 capture ability	gr CO2/kwh (mech)	-	-	-	2.057	2.286	1.753	2.604	4.167
					0%	-10%	-32%	-24%	-17%
CO2 LIFE CYCLE BALANCE		Diesel/Kero.	Gasoline	LNG	Bio-LNG	bio-diesel	Hy.BTL	FT.BTL	bio-ethanol
CO2 NET BALANCE	grCO2/kwh(mech)	858 100%	1.076 125%	692 81%	-1 0%	266 31%	839 98%	834 97%	854 100%



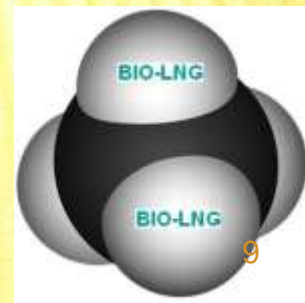


# The issue of Methane slip: LNG/bio-LNG

If gas is burnt in gas engines some of the methane is emitted unburnt. Research shows that methane slip is higher for dual fuel engines than for lean burning gas engines, especially for retrofit (refurbishing).

Modern four stroke gas engines can emit 4-8 gr of CH<sub>4</sub> per KWh or 5,5-11% (Tanker shipping and trade April/May 2012)

Methane slip gives scepticism an argument to decrease the benefits of use of LNG. But what about bio-LNG made from waste? Bio-LNG is made from methane slip!!!!





# Bio-LNG is made of methane slip, so

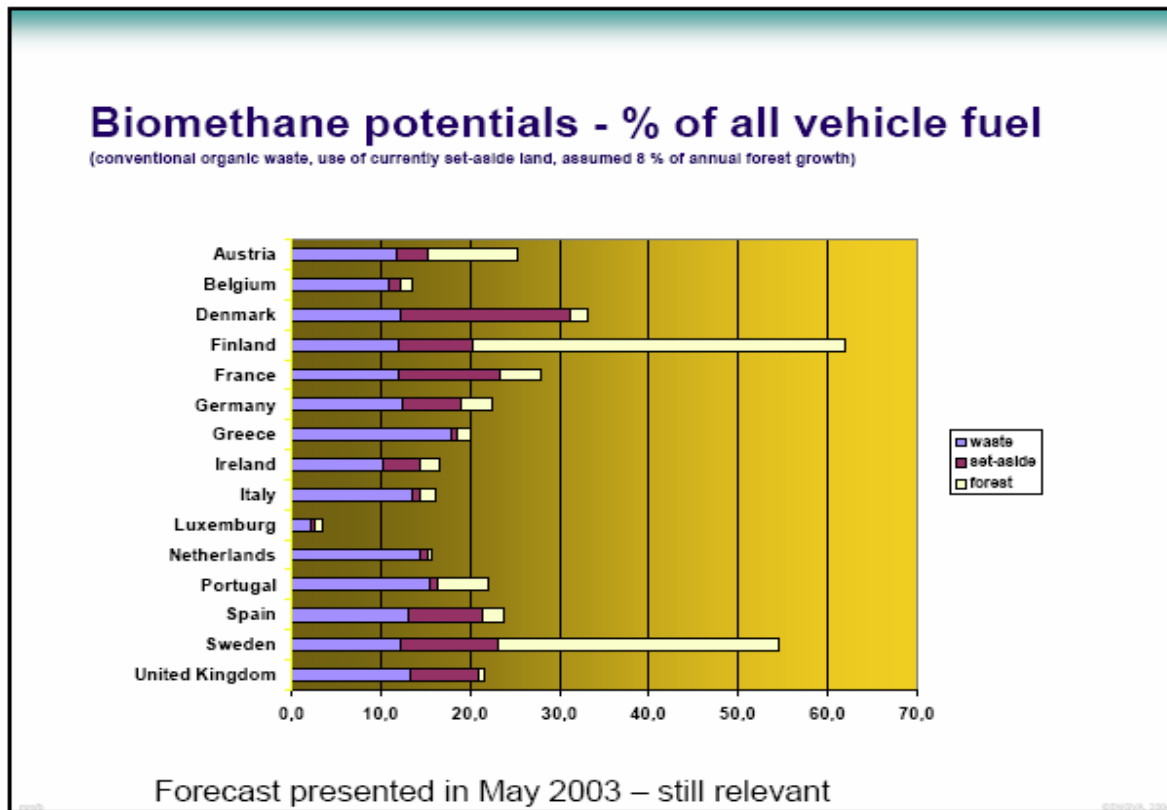
On the 5th of June 2012 : Holland Innovation Team advised at the bio-energy conference of the EU in Brussels to support bio-LNG and to use - according to RED - the same obligation for LNG (blending with bio-LNG) as for diesel and gasoline

Why not the obligation to blend LNG with bio-LNG in the same way as biodiesel in diesel and bioethanol in gasoline, it is highly recommended to do so, because:

Bio-LNG improves quality of LNG, is not made of food, has the best CO2 reduction, no NOx/PM and avoids methane slip!



# How much bio-LNG can be made? Enough!



Source: <http://ecocomplex.rutgers.edu/PeterBoisen.pdf>

Dutch government agency forecasts that 3 billion cbm of so-called 'green gas' can be produced from anaerobic digestion (NL) and gassification of biomass i.e. equivalent >>> 1 million ton of bio-LNG.



# Landfills in Europe, huge potential

There are many tens of thousands of landfills in Europe  
Estimates say about 150.000 in European countries

If these landfills produce 500 Nm<sup>3</sup> biogas/hour for 5 years:  
then we can produce 3 trillion NM<sup>3</sup> of biogas or  
3 \* 1 million \* 1 million in the next 5 years!!!

So let us improve liquid biofuel production from landfills.

Generating electricity without use of heat is a waste,

So develop cheap upgrading and liquefaction installations  
(containerized)

:





# The infra : advantages of (bio) LCNG stations

We think bio-CNG is not an option for inland navigation and heavy duty trucks.

Bio-LNG can be used to serve both private cars and heavy transportation.

Advantages: LCNG stations are cheaper to operate, bio-CNG from bio-LNG can set the standard for biomethane in Europe, because bio-CNG from bio-LNG always  $>98\%CH_4$ . So called Groen Gas in the Netherlands has almost a quarter of inert gases by weight which is expensive to compress and limits driving distances drastically!!!

You can put LCNG refuelling stations everywhere without being limited to gas grid connections



# We see a great future for bio-LNG



Using bio-LNG for bringing heavy LNG into necessary specs  
– small scale (bio) LNG carriers to LNG terminals?

Using bio-LNG for implementation of the EU directive for biofuels  
(5% now – 10% in 2020)

Using bio-LNG as a premium fuel, which means enormous publicity  
for companies which will produce bio-LNG from their own waste and  
drive on bio-LNG.


That is way we are starting the bio-LNG chain with partners  
and founded Anglo Dutch Liquid Methane with Chive Fuels:

projects are:



# Inland and short sea shipping becomes "green" by Bio-LNG

Holland Innovation Team wants to build a bunkering bio-LNG terminal in Zwijndrecht together with Nobel close to Rotterdam. "The bio-LNG must be transported to this to other terminals and distribution centers," Van der Gaag. "We are creating a whole chain. This vessel is indispensable. A bio-LNG plant would produce between 40-150 tons of bio-LNG daily. Distribution can be done by bio-LNG tankers of 1100-4000 cbm." **E-Energy Market** by Erik Groen





# Development of bunkering and distribution vessels



Sponsored by EU

For transporting fossil LNG from small scale plants and for transport of bio-Lng to bunkering stations and large terminals for improving LNG quality, there will be a new market for (bio) LNG bunkering vessels and carriers – for bio-LNG to 4000cbm and for small scale LNG to? .

Global Biomethane Congress Brussels 10th of October 2012



# We need (bio-)LNG bunkerterminals



## Bunkerworld News - Latest News -

A. Nobel & Zn Bunkerservice

22 November 2011 -  
'First movers' integral in LNG  
**bunkering** future ... part of trials  
to acquire permit for construction  
of **bio-LNG bunkering** terminal  
A grant of the ministry of  
infrastructure and environment  
was awarded in November – the  
ministry gave additional scores to  
bio-LNG bunkering above LNG  
bunkering  
See movie of test bunkering at  
youtube:

<http://tinyurl.com/testbunker>





# (Bio)LNG bunker terminal



Initial bunkering from tank trucks

Then starting with 500 m<sup>3</sup> LNG storage tank, later expanded to 2000 m<sup>3</sup> (modular layout)

The bunkering station is already heated and cooled by water of Oude Maas river (heat exchanger)

Boil-off of bio-LNG will generate electricity, creating the first bunkering terminal of the post-fossil fuels era

Permits application are submitted this month.

A. Nobel & Zn Bunkerservice







# A new LNG container vessel: Rotterdam - Duisburg



A grant for development of this first inland navigation container vessel on LNG - Stevas shipping and VEKA has been awarded by a fund of the Port of Rotterdam (September 2012)

# Why not use bio-LNG for cold ironing?



Because a large number of power stations are coal-fired, running ships on shore electricity when alongside could result in greater levels of atmospheric pollution than the traditional practice of using ship fuel. Furthermore, installing the necessary berthside connection points in EU ports could cost EUR 675 million in aggregate and, thereafter, EUR 50 million a year to maintain.

[https://www.bimco.org/en/News/2009/11/11\\_Feature\\_Week\\_46.aspx](https://www.bimco.org/en/News/2009/11/11_Feature_Week_46.aspx)

✕  
Holland Innovation Team is preparing a bio-LNG cold ironing test, investments costs are considerably lower – next to that: Bio-LNG is renewable!







# Fuelling stations in the Netherlands



fryslân fernijt

The logo for 'fryslân fernijt' features a green stylized icon of a hand or a plant on the left, followed by the text 'fryslân fernijt' in a blue, sans-serif font.



First (bio)LNG fuelling station of **Anglo Dutch Liquid Methane** to be placed in Heerenveen, more to come Using Chive Fuels' proven design and logistics



# Building the chain: SS (bio-)LNG production

**PRIMA ENERGY**  
powered by PRIMA GAZ



Regional bio-LNG production is also the goal in the aforementioned Fryslan project. Partner: waste disposal company Omrin

Feasibility study for conversion of Dutch biogas plants (now struggling to produce electricity) to supply bio-LNG for use as fuel in agriculture and construction industry

Partner: Prima Energy / SHV Energy (a leading propane supplier in 25 countries)

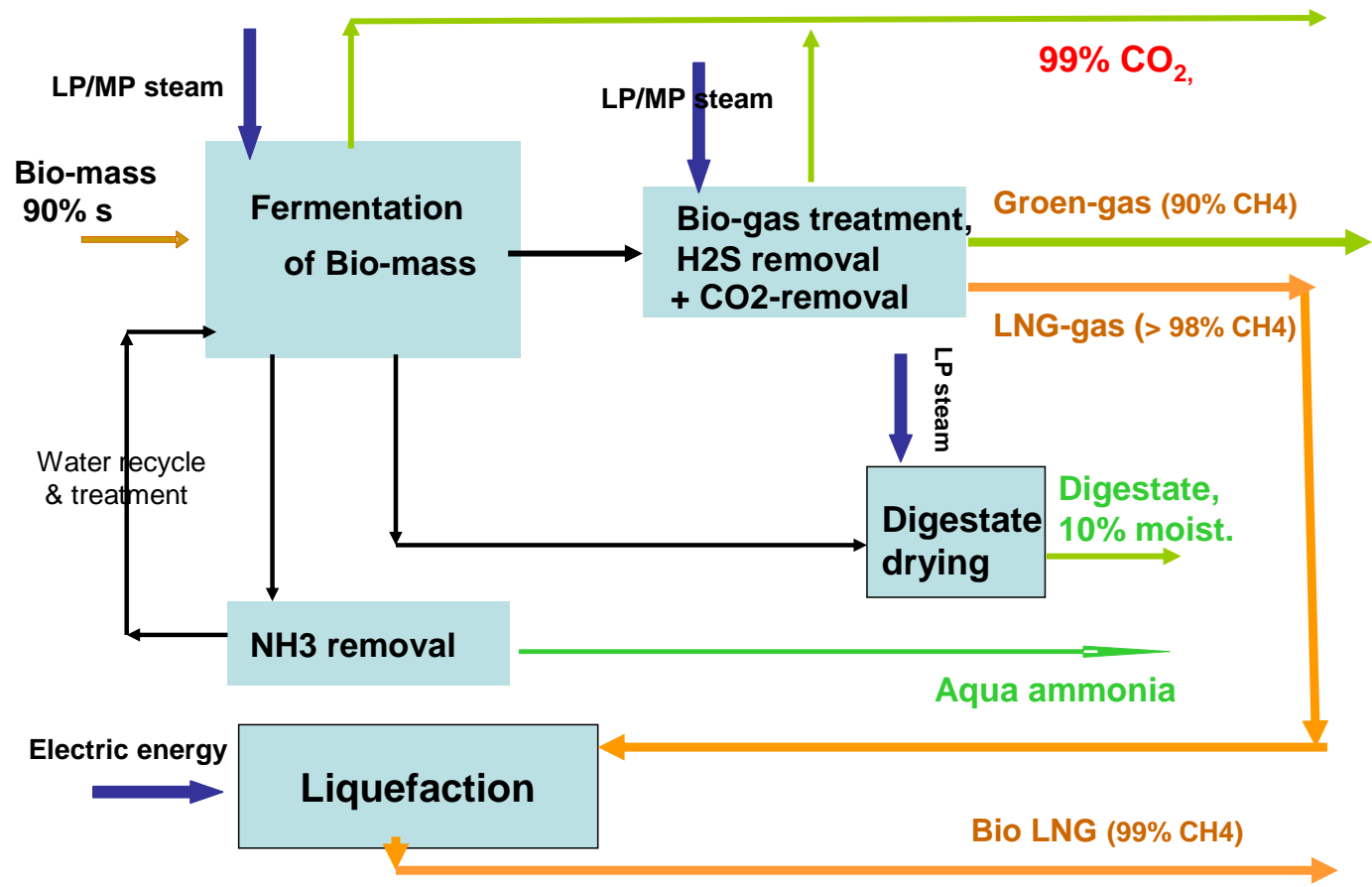






# Bio-LNG example of a 100 t/day plant

Production of bio-gas, upgrading and liquefaction to LNG  
(Cambi fermentation unit, Cirmac upgrading, Cryonorm liquefaction)



Price of bio-LNG from a 100 tons per day plant would be less than 900 Euro per ton  
But with 4 times biotickets it is cheaper than fossil LNG!



# Conclusions and recommendations

Though some engines can cope with almost any quality, LNG with high methane number has more energy per ton and has higher efficiency in modern gas engines than heavy LNG

Oil and gas companies always are keen upon superior quality of fuel, so following their strategy: we will sell premium quality bio-LNG

Bio-LNG is the best example of a premium fuel which is renewable and made from our own waste. Bio-LNG can be used to upgrade quality of fossil LNG in Europe

Bio-LNG can deliver premium quality bio-CNG via L-CNG refuelling stations **2 in one!!!!**

It is advised by Holland Innovation Team to make blending of Bio-LNG in LNG in Europe obligatory (RED ). With bio-LNG 10% biofuels will be easy without competition with food/landuse.





# So keep thinking out of the box!

## And we see a great future for bio-LNG

### Thank you for your attention

Peter van der Gaag Holland Innovation Team

[www.hollandinnovationteam.nl](http://www.hollandinnovationteam.nl)

[www.bio-lng.info](http://www.bio-lng.info)

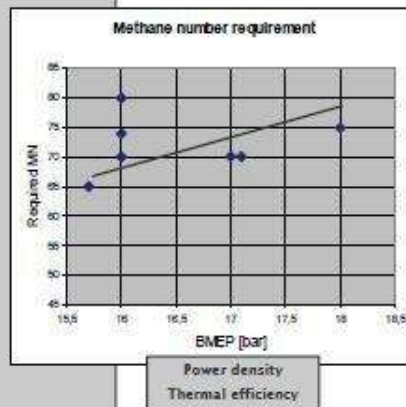


# Why we use the methane number for engines - opinions which matter

## Methane number affects power and efficiency

### De rating practices for low methane number

Engine	Nominal El-output kW	rpm BMEP bar	Derating for Methane no.
1	3360	1000 15,7	1% per point < 65
2	3600	1000 17,0	1% per point < 70
3	4623	1000 16,0	1% per point < 80
4	3200	1500 16	1% per point < 74 Min 65
5	6000	750 17,1	< 70
6	3535	1000 16	< 70
7	2717	1500 17,96	< 75



Left: Source: Ricardo (2006)

Part of the presentation from STATOIL (LNG Fuel Forum, Stockholm, 21 September 2011)

Euromot, 5 December 2011, advises minimum methane number of 80 for gas engines

For dual fuel engines: Ideally, the LNG will have a MN >90 and will have a low percentage of heavier hydrocarbons such as ethane, propane and butane.”

<http://www.cleanairpower.com>

Volvo Netherlands advises MN of 90 (CARB) for their dual fuel vehicles Pers COM April 2012,

“Lower methane number increases NOx emission and methane slip for lean burning gas engines”: Feist, M., Landau, M., and Harte, E., The Effect of Fuel Composition on Performance and Emissions of a Variety of Natural Gas Engines, [SAE Int. J. Fuels Lubr.](#)



# But there is more **BIO-LNG** is premium :

**Boil-off at LNG storage changes composition, Bio-LNG not**



Storage of 50.000 liters LNG with 8 % C2/C3.



Boil-off 0,1% /day, storage empty after 10 days.  
250 liters of methane lost.



Boil-off 0,1%/day, after 10 days, storage half empty. 375 liters of methane lost. Composition of remaining LNG increased in C2/C3